

SCALE-UP



Scaling-up Skills for Strengthening Inclusion and Youth Employability



KA210-YOU-2F49B5FD



Goals



Exploration and increased acquisition of new skills in young jobseekers in order to provide new opportunities to position themselves in the labour market

Stage 1 Market Study

1



Matching labour market and young jobseekers needs

Topics

- Inclusion
- promoting equality and non-discrimination
- Soft skills
- Youth employability

MARKET STUDY

SKILL ASSESSMENT

SCALE-UP ONLINE

FINAL MEETING EVENT

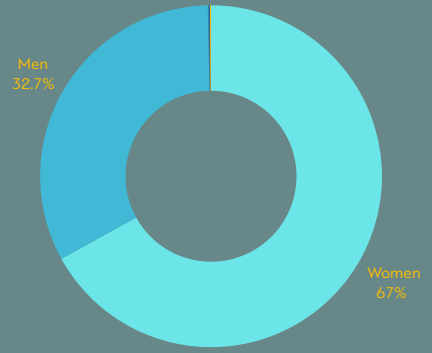
SURVEY OF YOUNG JOBSEEKERS

Spain

Italy

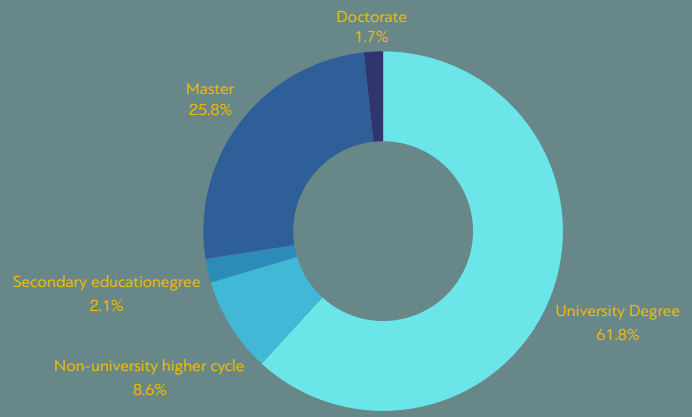
Lithuania

Average age: 25,14



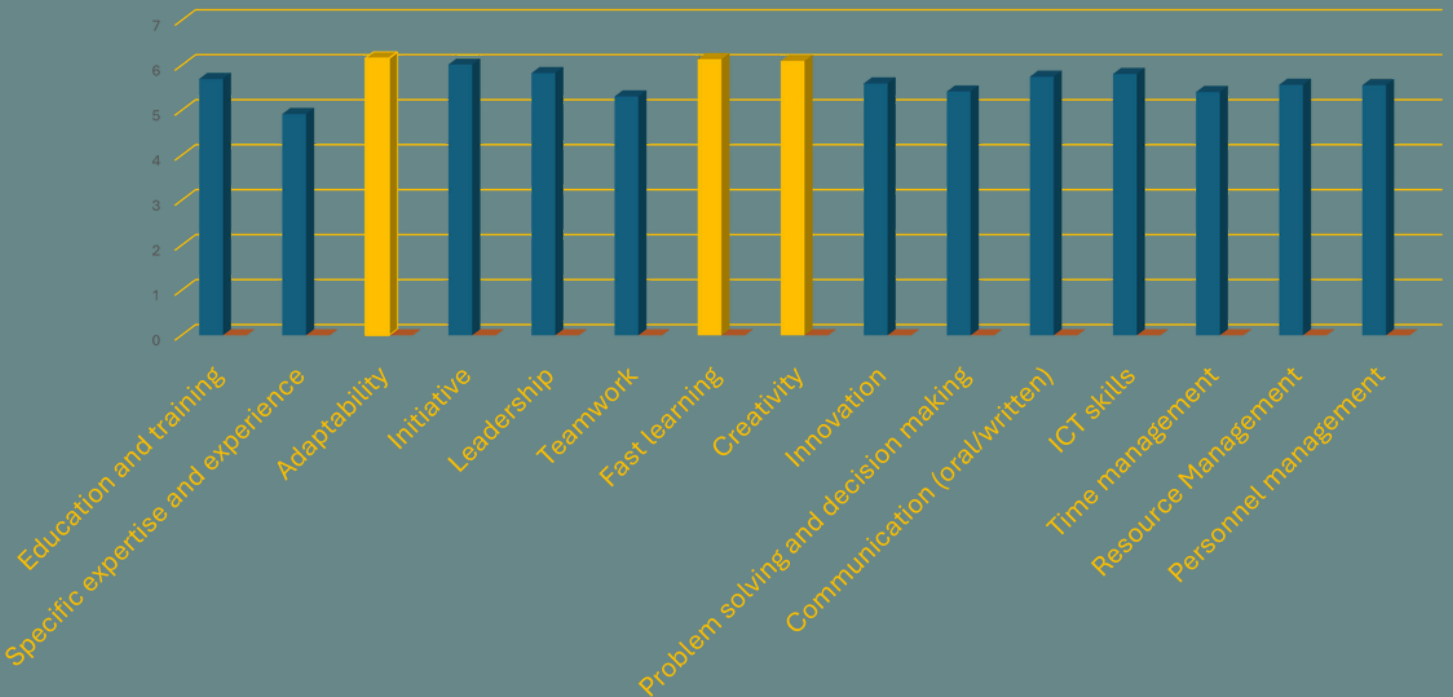
Women 67,18 % / Men 32,82%

#1	Secondary education	10,94%
#2	Non-university higher	7,81%
#3	cycle	56,25%
#4	University degree	23,44%
#5	Master	1,56%
	Doctorate	



	Education and training	Specific expertise and experience	Adaptability	Initiative	Leadership	Team work	Fast learning	Creativity	Innovation	Problem solving and decision making	Communication (oral/written)	ICT skills	Time management	Resource Management	Personnel management
Media	5.70	4.92	6.16	6.02	5.83	5.31	6.14	6.10	5.60	5.42	5.75	5.81	5.41	5.57	5.56
Error	0.19	0.20	0.15	0.16	0.17	0.18	0.15	0.17	0.19	0.18	0.17	0.16	0.19	0.18	0.19

Skills valued by jobseekers

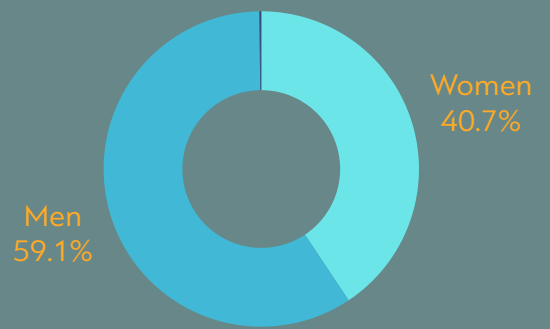


Joint



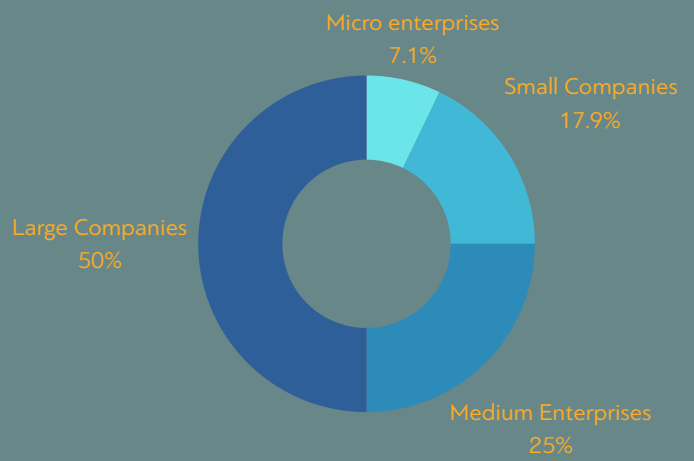
SURVEY FOR COMPANIES

Spain
Italy
Lithuania



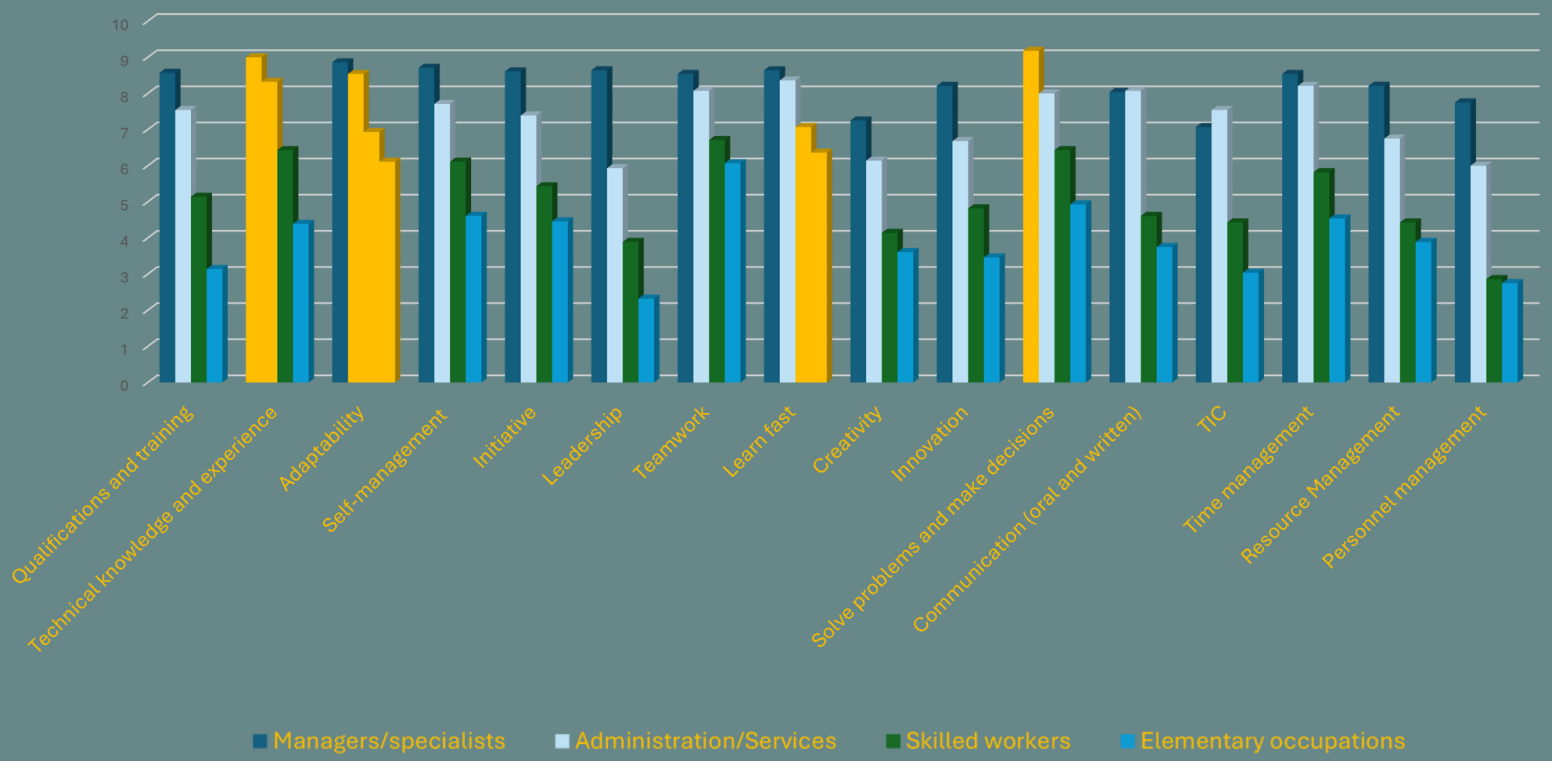
Women 39,29 % / Men 57,14%

#1	Micro Companies	7,14%
#2	Small Companies	17,86%
#3	Medium Companies	25%
#4	Large Companies	50%



	Qualifications and training	Technical knowledge and experience	Adaptability	Self-management	Initiative	Leadership	Teamwork	Learn fast	Creativity	Innovation	Solve problems and make decisions	Communication (oral and written)	TIC	Time management	Resource Management	Personnel management
Managers/specialists	8.57	9.00	8.86	8.71	8.61	8.64	8.54	8.64	7.25	8.21	9.18	8.04	7.07	8.54	8.21	7.75
Administration/Services	7.54	8.32	8.54	7.71	7.39	5.93	8.07	8.36	6.14	6.68	8.00	8.07	7.54	8.21	6.75	6.00
Skilled workers	5.14	6.43	6.93	6.11	5.43	3.89	6.71	7.07	4.14	4.82	6.43	4.61	4.43	5.82	4.43	2.86
Elementary occupations	3.14	4.39	6.11	4.61	4.46	2.32	6.07	6.36	3.61	3.46	4.93	3.75	3.04	4.54	3.89	2.75

skills valued by companies




By answering open questions, the companies highlighted these skills

- #1 Proactivity and motivation
- #2 Commitment and adaptation to change
- #3 Learning capacity

Skills selected



EMOTIONAL INTELLIGENCE



CRITICAL THINKING & PROBLEM SOLVING



DIGITAL SKILLS



ADAPTABILITY